

DARLINE™ DIRECT / INDIRECT LIGHTING



■ APPLICATIONS

QUALITY LIGHTING IDEAL FOR HEALTHCARE, EDUCATION/
LABORATORY, PATHWAY, RETAIL OR GENERAL OFFICE USE.
ENGINEERED FOR STANDARD EXPOSED T-GRID CEILINGS OF
ANY COMMERCIAL OR ARCHITECTURAL APPLICATION.

■ BENEFITS AND FEATURES

SHADOWLESS, BALANCED SOFT LIGHT DISTRIBUTION.
ENERGY SAVING TECHNOLOGY.
MICRO PERFORATED LAMP SHIELD.

SECTION CONTENTS

2' x 2' Fluorescent Direct/Indirect	367-368
2' x 4' Fluorescent Direct/Indirect	369-370
1' x 2' Fluorescent Direct/Indirect	371
1' x 4' Fluorescent Direct/Indirect	372

DALUME®

QUICK FINDER

DARLINE COLLECTION

2' X 2' FLUORESCENT DIRECT/INDIRECT



DRL1122
2' x 2' Center
Diffuser

Pg. 367



DRL1222
2' x 2' Side Diffuser

Pg. 368

2' X 4' FLUORESCENT DIRECT/INDIRECT



DRL1124
2' x 4' Center
Diffuser

Pg. 369



DRL1224
2' x 4' Side Diffuser

Pg. 370

1' X 2' FLUORESCENT DIRECT/INDIRECT



DRL1312
1' x 2' Wall Wash

Pg. 371

1' X 4' FLUORESCENT DIRECT/INDIRECT



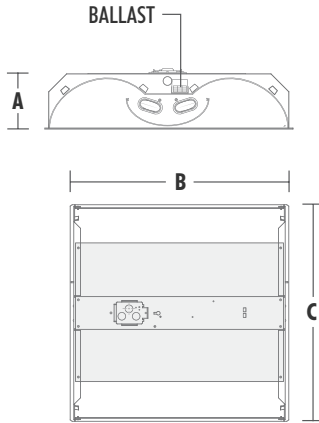
DRL1314
1' x 4' Wall Wash

Pg. 372

2' x 2' Center Diffuser

DIMENSIONS

A: DEPTH	5.5"	(139.7mm)
B: LENGTH	23.25"	(590.55mm)
C: WIDTH	23.875"	(606.425mm)



APPLICATIONS

General lighting for environments where unobtrusive lighting with exceptional even illumination is required.

FEATURES

Center mounted micro perforated lamp shield with white acrylic overlay eliminates lamp image while providing superior even and balanced illumination.

OPTICS

High reflectance (91%) white polyester powder coat providing 80.1% total luminaire efficiency with 1.24 space mounting height ratio.

HOUSING

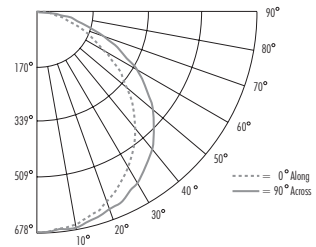
Premium 20 gauge cold rolled steel housing / micro-perforated metal shield.

MOUNTING

Suitable for standard exposed grid (T-bar) ceilings. Equipped with Safety Earthquake Clips.

CERTIFICATION

ETL Listed to UL/cUL standards 1598



ZONAL LUMEN SUMMARY

ZONE	LUMENS	%LAMP	%FIXT
0-30	532.24	21.8	27.2
0-40	876.23	35.9	44.9
0-60	1560.43	64.0	79.9
0-90	1953.29	80.1	100.0
0-180	1953.29	80.1	100.0

*AVG. FOOTCANDLES MAINTAINED.
Reflectance C/W/F = 80%/50%/20%
Total LLF=0.85

DRL1122 - 214T5UE
2 x 2 RECESSED DIRECT/INDIRECT FLUORESCENT
(2) 14W T5 Linear Fluorescent Lamps
Total Rated Lamp Lumens 2440 (2 Lamps)
Spacing Criteria (0-180) 1.24

TEST NUMBER: 1122PH
Total Luminaire Efficiency: 80.1%

Luminaire Spacing*	FC	W/Sq.Ft.
50' x 70' x 8.5' Space (3500 sq. ft.)		
6'x6' (36 sq. ft./luminaire)	53	0.88
8'x8' (64 sq. ft./luminaire)	31	0.50
10'x8' (80 sq. ft./luminaire)	24	0.40
16' x 12' x 8.5' Space (192 sq. ft.)		
3'x4' (24 sq. ft./luminaire)	55	1.33
6'x8' (48 sq. ft./luminaire)	20	0.67

(2) 14W T5 LAMPS RATED AT 2440 LUMENS

Luminaire Spacing*	FC	W/Sq.Ft.
50' x 70' x 8.5' Space (3500 sq. ft.)		
8'x8' (64 sq. ft./luminaire)	56	1.20
10'x8' (80 sq. ft./luminaire)	47	0.80
16' x 12' x 8.5' Space (192 sq. ft.)		
6'x8' (48 sq. ft./luminaire)	54	1.50

(2) 40W T5 LAMPS RATED AT 6300 LUMENS

Example: DRL1122-214T5UD-CC

Ordering	LAMPING	BALLAST AND VOLTAGE	OPTIONS
DRL1122	-214T5 (2 - 14W T5) -217T8 (2 - 17W T8) -240T5 (2 - 40W T5) -250TT5 (2 - 50W TT5) -255TT5 (2 - 55W TT5) -314T5 (3 - 14W T5) -340T5 (3 - 40W T5) -350TT5 (3 - 50W TT5) -355TT5 (3 - 55W TT5)	120 120V 120DIM 120V Dimming 277 277V 277DIM 277V Dimming UD 120/277V UE 120/277V	-CC Custom Color -EM Emergency Backup -FL Drywall Flange Kit -FW 6' Flex Whip -SBF Slow Blown Fuse

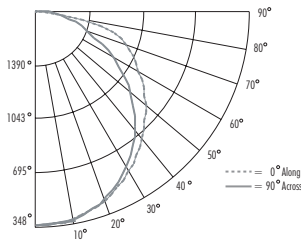
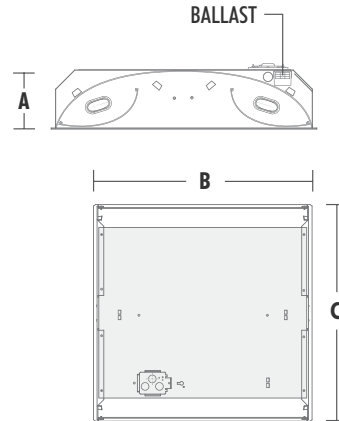
2008.8.13

2' x 2' Side Diffuser



DIMENSIONS

A: DEPTH	5.5"	(139.7mm)
B: LENGTH	23.25"	(590.55mm)
C: WIDTH	23.875"	(606.425mm)



ZONAL LUMEN SUMMARY

ZONE	LUMENS	%LAMP	%FIXT
0-30	1082.10	17.2	26.0
0-40	1772.81	28.1	42.6
0-60	3156.58	50.1	75.9
0-90	4157.60	66.0	100.0
0-180	4157.60	66.0	100.0

***AVG. FOOTCANDLES MAINTAINED.**
 Reflectance C/W/F = 80%/50%/20%
 Total LLF=0.85

DRL1222 - 240T5UE
 2 x 2 RECESSED DIRECT/INDIRECT FLUORESCENT SIDE MOUNT
 (2) 40W T5 Linear Fluorescent Lamps
 Total Rated Lamp Lumens 6300 (2 Lamps)
 Spacing Criteria (0-180) 1.26

TEST NUMBER: 1222PH
 Total Luminaire Efficiency: 66.0%

Luminaire Spacing*	FC	W/Sq.Ft.
50' x 70' x 8.5' Space (3500 sq. ft.)		
6'x6' (36 sq. ft./luminaire)	55	1.00
8'x8' (64 sq. ft./luminaire)	35	0.80
10'x8' (80 sq. ft./luminaire)	27	0.60

16' x 12' x 8.5' Space (192 sq. ft.)

3'x4' (24 sq. ft./luminaire)	58	1.50
6'x8' (48 sq. ft./luminaire)	23	0.90

(2) 14W T5 LAMPS RATED AT 2440 LUMENS

Luminaire Spacing*	FC	W/Sq.Ft.
50' x 70' x 8.5' Space (3500 sq. ft.)		
8'x8' (64 sq. ft./luminaire)	63	1.20
10'x8' (80 sq. ft./luminaire)	52	1.00

16' x 12' x 8.5' Space (192 sq. ft.)

6'x8' (48 sq. ft./luminaire)	52	1.60
------------------------------	----	------

(2) 40W T5 LAMPS RATED AT 6300 LUMENS

APPLICATIONS

General lighting for environments where unobtrusive lighting with exceptional even illumination is required.

FEATURES

Center mounted micro perforated lamp shield with white acrylic overlay eliminates lamp image while providing superior even and balanced illumination.

OPTICS

High reflectance (91 %) white polyester powder coat providing 71.4% total luminaire efficiency with 1.26 space mounting height ratio.

HOUSING

Premium 20 gauge cold rolled steel housing / micro-perforated metal shield.

MOUNTING

Suitable for standard exposed grid (T-bar) ceilings. Equipped with Safety Earthquake Clips.

CERTIFICATION

ETL Listed to UL/cUL standards 1598

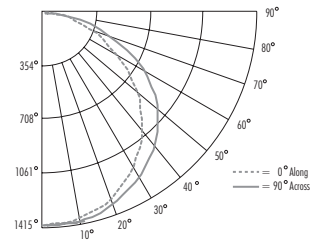
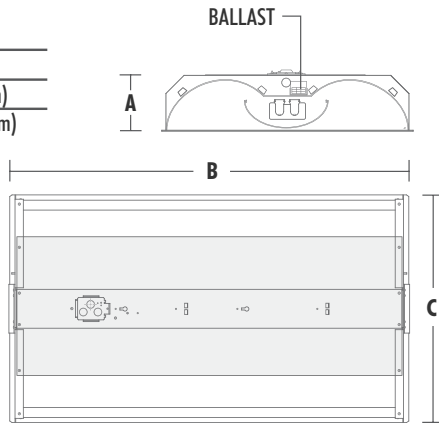
Example: DRL1222-440T5UD-EM

Ordering	LAMPING	BALLAST AND VOLTAGE	OPTIONS
DRL1222	-214T5 (2 - 14W T5) -240T5 (2 - 40W T5) -250TT5 (2 - 50W T5) -255TT5 (2 - 55W T5) -414T5 (4 - 14W T5) -440T5 (4 - 40W T5) -450TT5 (4 - 50W T5) -455TT5 (4 - 55W T5)	120 120V 120DIM 120V Dimming 277 277V 277DIM 277V Dimming UD 120/277V UE 120/277V	-CC Custom Color -EM Emergency Backup -FL Drywall Flange Kit -FW 6' Flex Whip -SBF Slow Blown Fuse

2' x 4' Center Diffuser

DIMENSIONS

A: DEPTH	5.5"	(139.7mm)
B: LENGTH	23.25"	(590.55mm)
C: WIDTH	47.625"	(1209.67mm)



ZONAL LUMEN SUMMARY

ZONE	LUMENS	%LAMP	%FIXT
0-30	972.41	16.8	25.4
0-40	1596.10	27.5	41.6
0-60	2862.98	49.4	74.7
0-90	3833.93	66.1	100
0-180	3833.93	66.1	100

***AVG. FOOTCANDLES MAINTAINED.**
 Reflectance C/W/F = 80%/50%/20%
 Total LLF=0.85

DRL1124 - 28T5UE
 2 x 4 RECESSED DIRECT/INDIRECT FLUORESCENT
 (2) 28W T5 Linear Fluorescent Lamps
 Total Rated Lamp Lumens 5800 (2 Lamps)
 Spacing Criteria (0-180) 1.26

TEST NUMBER: 1124PH
 Total Luminaire Efficiency: 71.4%

Luminaire Spacing*	FC	W/Sq.Ft.
50' x 70' x 8.5' Space (3500 sq. ft.)		
8'x8' (64 sq. ft./luminaire)	63	0.90
10'x8' (80 sq. ft./luminaire)	52	0.80
16' x 12' x 8.5' Space (192 sq. ft.)		
6'x8' (48 sq. ft./luminaire)	56	1.30

(2) 28W T5 LAMPS RATED AT 5800 LUMENS

APPLICATIONS

General lighting for environments where unobtrusive lighting with exceptional even illumination is required.

FEATURES

Center mounted micro perforated lamp shield with white acrylic overlay eliminates lamp image while providing superior even and balanced illumination.

OPTICS

High reflectance (91%) white polyester powder coat providing 80.1% total luminaire efficiency with 1.24 space mounting height ratio.

HOUSING

Premium 20 gauge cold rolled steel housing / micro-perforated metal shield.

MOUNTING

Suitable for standard exposed grid (T-bar) ceilings. Equipped with Safety Earthquake Clips.

CERTIFICATION

ETL Listed to UL/cUL standards 1598

2008.8.13

Example: DRL1124-332T8UE-EM

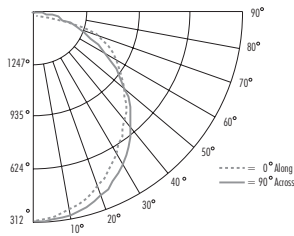
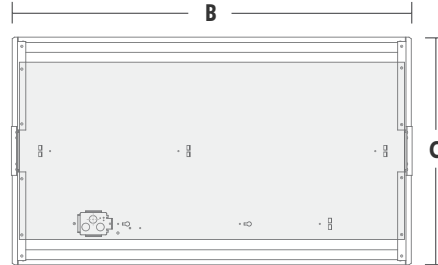
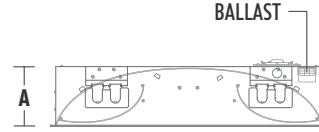
Ordering	LAMPING	BALLAST AND VOLTAGE	OPTIONS
DRL1124	-228T5 (2 - 28W T5)	120 120V	-CC Custom Color
	-232T8 (2 - 32W T8)	120DIM 120V Dimming	-EM Emergency Backup
	-254T5 (2 - 54W T5)	277 277V	-FL Drywall Flange Kit
	-328T5 (3 - 28W T5)	277DIM 277V Dimming	-FW 6' Flex Whip
	-332T8 (3 - 32W T8)	UD 120/277V	-SBF Slow Blown Fuse
	-354T5 (3 - 54W T5)	UE 120 / 277V	

2' x 4' Side Diffuser



DIMENSIONS

A: DEPTH	5.5"	(139.7mm)
B: LENGTH	23.25"	(590.55mm)
C: WIDTH	47.625"	(1209.67mm)



ZONAL LUMEN SUMMARY

ZONE	LUMENS	%LAMP	%FIXT
0-30	1105.56	19.1	26.7
0-40	1820.01	31.4	44.0
0-60	3262.93	56.3	78.8
0-90	4138.43	71.4	100.0
0-180	4138.43	71.4	100.0

***AVG. FOOTCANDLES MAINTAINED.**
 Reflectance C/W/F = 80%/50%/20%
 Total LLF=0.85

DRL1224 - 28T5UE
 2 x 4 RECESSED DIRECT/INDIRECT FLUORESCENT SIDE MOUNT
 (2) 28W T5 Linear Fluorescent Lamps
 Total Rated Lamp Lumens 5800 (2 Lamps)
 Spacing Criteria (0-180) 1.26

TEST NUMBER: 1224PH
 Total Luminaire Efficiency: 66.1%

Luminaire Spacing*	FC	W/Sq.Ft.
50' x 70' x 8.5' Space (3500 sq. ft.)		
8'x8' (64 sq. ft./luminaire)	58	1.00
10'x8' (80 sq. ft./luminaire)	47	0.80
16' x 12' x 8.5' Space (192 sq. ft.)		
6'x8' (48 sq. ft./luminaire)	50	1.30

(2) 14W T5 LAMPS RATED AT 2440 LUMENS

APPLICATIONS

General lighting for environments where unobtrusive lighting with exceptional even illumination is required.

FEATURES

Center mounted micro perforated lamp shield with white acrylic overlay eliminates lamp image while providing superior even and balanced illumination.

OPTICS

High reflectance (91%) white polyester powder coat providing 80.1% total luminaire efficiency with 1.24 space mounting height ratio.

HOUSING

Premium 20 gauge cold rolled steel housing / micro-perforated metal shield.

MOUNTING

Suitable for standard exposed grid (T-bar) ceilings. Equipped with Safety Earthquake Clips.

CERTIFICATION

ETL Listed to UL/cUL standards 1598

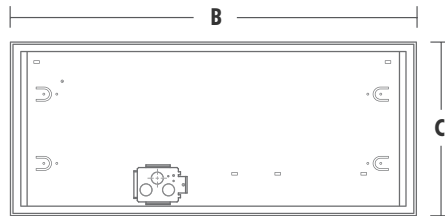
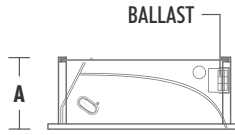
Example: DRL1224-454T5277-FL

Ordering	LAMPING	BALLAST AND VOLTAGE	OPTIONS
DRL1224	-228T5 (2 - 28W T5)	120 120V	-CC Custom Color
	-254T5 (2 - 54W T5)	120DIM 120V Dimming	-EM Emergency Backup
	-428T5 (4 - 28W T5)	277 277V	-FL Drywall Flange Kit
	-454T5 (4 - 54W T5)	277DIM 277V Dimming	-FW 6' Flex Whip
		UD 120/277V	-SBF Slow Blown Fuse
		UE 120/277V	

1' x 2' Wall Wash

DIMENSIONS

A: DEPTH	3.875"	(139.7mm)
B: LENGTH	11.75"	(298.45mm)
C: WIDTH	23.625"	(600.75mm)



APPLICATIONS

General lighting for environments where unobtrusive lighting with exceptional even illumination is required.

FEATURES

Side mounted micro perforated lamp shield with white acrylic overlay eliminates lamp image while providing superior even and balanced illumination.

OPTICS

High reflectance (91%) white polyester powder coat providing 60.2% total luminaire efficiency with 1.64 space mounting height ratio.

HOUSING

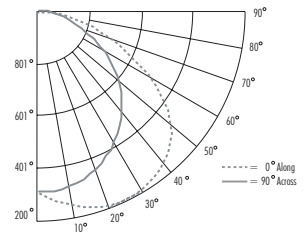
Premium 20 gauge cold rolled steel housing / micro-perforated metal shield.

MOUNTING

Suitable for standard exposed grid (T-bar) ceilings. Equipped with Safety Earthquake Clips.

CERTIFICATION

ETL Listed to UL/cUL standards 1598



ZONAL LUMEN SUMMARY

ZONE	LUMENS	%LAMP	%FIXT
0-30	552.84	17.6	26.9
0-40	910.81	28.9	44.4
0-60	1623.88	51.6	79.1
0-90	2051.72	65.1	100
0-180	2051.72	65.1	100

*AVG. FOOTCANDLES MAINTAINED.
 Reflectance C/W/F = 80%/50%/20%
 Total LLF=0.85

DRL1312 - 140TTSUE

1 x 2 RECESSED DIRECT/INDIRECT WALL WASH SIDE MOUNT
 (1) 40W TTS Linear Fluorescent Lamps
 Total Rated Lamp Lumens 3150
 Spacing Criteria (0-180) 1.66

TEST NUMBER: 1312PH

Total Luminaire Efficiency: 65.1%

2008.8.13

Example: DRL1312-136TT5277-FL

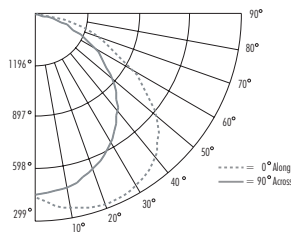
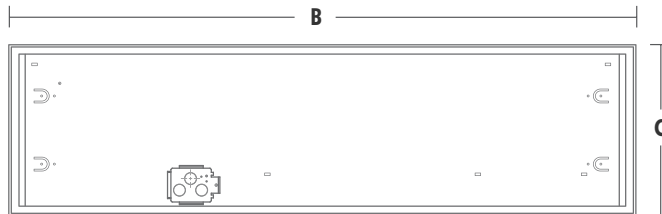
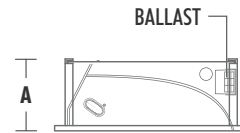
Ordering	LAMPING	BALLAST AND VOLTAGE	OPTIONS
DRL1312	-136TT5 (1 - 36W TT5) -155TT5 (1 - 55W TT5)	120 120V 120DIM 120V Dimming 277 277V 277DIM 277V Dimming UD 120/277V UE 120/277V	- CC Custom Color - EM Emergency Backup - FL Drywall Flange Kit - FW 6' Flex Whip - SBF Slow Blown Fuse

1' x 4' Wall Wash



DIMENSIONS

A: DEPTH	3.875"	(98.425mm)
B: LENGTH	46.125"	(1171.58mm)
C: WIDTH	47.125"	(1196.97mm)



ZONAL LUMEN SUMMARY

ZONE	LUMENS	%LAMP	%FIXT
0-30	829.11	15.9	26.5
0-40	1367.62	26.3	43.7
0-60	2451.66	47.1	78.4
0-90	3129.10	60.2	100
0-180	3129.10	60.2	100

*AVG. FOOTCANDLES MAINTAINED.
 Reflectance C/W/F = 80%/50%/20%
 Total LLF=0.85

DRL1314 - 228T5UE
 1 x 4 RECESSED DIRECT/INDIRECT WALL WASH SIDE MOUNT
 (2) 14W T5 Linear Fluorescent Lamps
 Total Rated Lamp Lumens 5200 (2 Lamps)
 Spacing Criteria (0-180) 1.64

TEST NUMBER: 1314PH
 Total Luminaire Efficiency: 60.2%

APPLICATIONS

General lighting for environments where unobtrusive lighting with exceptional even illumination is required.

FEATURES

Side mounted micro perforated lamp shield with white acrylic overlay eliminates lamp image while providing superior even and balanced illumination.

OPTICS

High reflectance (91%) white polyester powder coat providing 60.2% total luminaire efficiency with 1.64 space mounting height ratio.

HOUSING

Premium 20 gauge cold rolled steel housing / micro-perforated metal shield.

MOUNTING

Suitable for standard exposed grid (T-bar) ceilings. Equipped with Safety Earthquake Clips.

CERTIFICATION

ETL Listed to UL/cUL standards 1598

Example: DRL1314-240TT5277DIM-FL

Ordering	LAMPING	BALLAST AND VOLTAGE	OPTIONS
DRL1314	- 240TT5 (2 - 40W TT5) - 250TT5 (2 - 50W TT5) - 255TT5 (2 - 55W TT5)	120 120V 120DIM 120V Dimming 277 277V 277DIM 277V Dimming UD 120/277V UE 120/277V	- CC Custom Color - EM Emergency Backup - FL Drywall Flange Kit - FW 6' Flex Whip - SBF Slow Blown Fuse